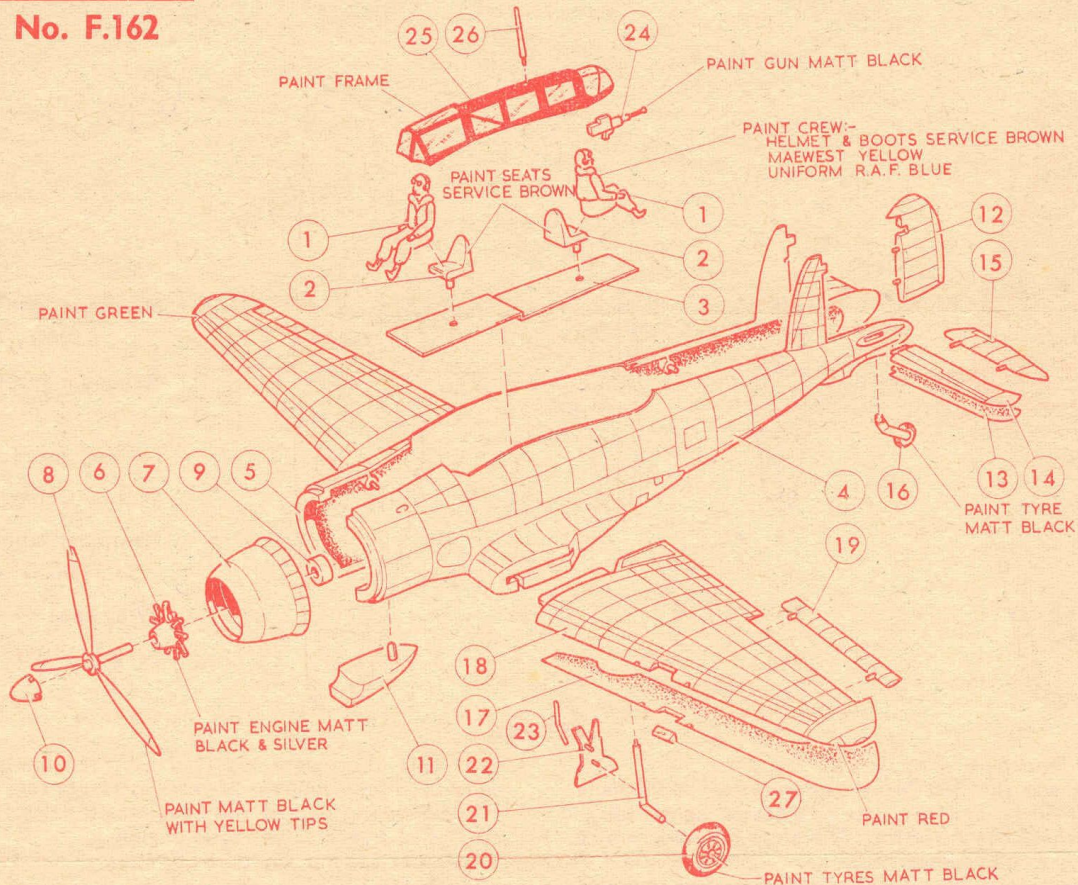


FROG

CAT. No. F.162

BLACKBURN SKUA



It is recommended that the instructions and exploded view are studied and assembly practised before commencing.

Use Frog or Britfix Polystyrene Cement and Frog or Humbrol Paints. It may be necessary in some cases to mix two or more colours to obtain shades required. Paint all small parts before assembly. Keep cement well away from face, eyes and clothing.

ASSEMBLY INSTRUCTIONS.

- Cement and locate together part Nos. 1 to 5.
Note: Make sure that the cut-out on part No. 7 is at the bottom of the fuselage when located in position.
- Cement and locate together part Nos. 6 to 10, making sure that part No. 8 is able to rotate.
- Cement and locate in position part No. 11.
- Cement and locate in position part Nos. 12 to 16.
- Cement and locate in position part Nos. 17 to 19.
- Locate part No. 20 on to part No. 21. To retain in position, spread end of pin on part No. 21 with a hot knife blade.
- Cement part No. 21 to part No. 22, then locate part Nos. 22 and 23 in position.
- Cement and locate in position part Nos. 24 to 27.
- At this stage it is best to paint the model, see instructions for colours.
- Apply transfers. First cut the sheet into 9 separate subjects, then dip each in water for about half a minute, slide off backing into position shown on illustration.
- Cement together stand and locate arm of stand in slot on model.

SAVE GOLD TOKENS FOR EXCITING FREE GIFTS!

Every time you buy a FROG Construction Kit with a GOLD TOKEN on the box you will find FROG GOLD TOKENS inside which are worth exciting free gifts to you. You will find your TOKENS on the back of this leaflet.

Save your FROG GOLD TOKENS. Look out for other FROG Construction Kits with GOLD TOKENS inside. They are fun and easy to collect and when you have enough you can send for any of these free gifts:—

Two FROG "Chuck" Gliders. Balsa construction. Stunt and fly like a real plane	15 tokens.
Book of "Record-Breakers". 32 pages of full colour showing records and pictures of land, air and water record breakers	30 tokens.
FROG Junior Sail Plane Kit. 20" semi-scale Glider. Balsa wood and tissue construction. All shaped parts pre-cut. Outstanding flying characteristics	45 tokens.

ALL YOU HAVE TO DO.




Just cut out and save your FROG GOLD TOKENS on the back of this leaflet. When you have collected enough for the free gift you want, send them with your name and address together with a 3d. stamp, to help with the postage of your gift to:—

GOLD TOKEN (DEPARTMENT F), LONDON, N.W.1.

Due to the cost of postage and duty the FROG GOLD TOKEN GIFT SCHEME has to be confined to the United Kingdom Only.



- MATT DARK GREEN OR MATT SLATE GREY
- MATT DARK EARTH OR MATT SEA GREY
- MATT SEA GREY OR MATT DUCK EGG BLUE



- Maximum speed at 6,500ft. — 225 m.p.h.
- Maximum speed at sea level — 204 m.p.h.
- Landing speed — 75 m.p.h.
- Service Ceiling — 20,200ft.
- Maximum cruising speed at 15,000ft. — 187 m.p.h.
- Wing span — 46ft. 2ins.
- Length — 35ft. 7ins

HISTORY.

Built by Blackburn Aircraft Ltd. The SKUA was the first Naval (operational) Monoplane with folding wings, and the first two-seater fighter dive-bomber for the Fleet Air Arm. The Skua entered service with the Navy in November 1938. By the outbreak of War, three squadrons were equipped for front line service. The Skua also had the distinction of claiming the first German aircraft (a D.O.18) destroyed by the Fleet Air Arm in World War II.

In 1941 they were replaced as front line aircraft, but were used for a number of years as target tugs and trainers. The Power Plant of the Skua was a Bristol Perseus XII air cooled sleeve valve radial engine. Rated at 830 h.p. for take-off, and 745 h.p. at 2,400 r.p.m. at 6,500 ft. Armament — two fixed machine guns in the wings that are controlled by the Pilot and one movable machine gun on a special mounting at the back of the Cockpit.

SOME OF THE OTHER EXCITING FROG KITS TO ADD TO YOUR COLLECTION.

1/72nd Scale — AIRCRAFT :

- | | |
|----------------------|----------------------|
| Percival Proctor IV. | Macchi C202. |
| Hawker Sea Fury X. | Supermarine S6B. |
| Miles Magister. | (Trail Blazer). |
| Miles Master III. | Vickers Vimy |
| Fokker D21. | (Trail Blazer). |
| Dewoitine D520C. | Bristol Beaufort II. |
| Morane Saulnier 406. | Westland Wessex I. |

1/500th Scale — SHIPS :

- H.M.S. Revenge.
- H.M.S. Exeter.
- H.M.S. Ashanti.
- H.M.S. Torquay.
- H.M.S. Undine.

SPECIAL NEW SUPER KIT. 1/144th Scale.

B.O.A.C. V.C.10 (with flashing lights).

GET YOUR FROG STORY-BOOK CATALOGUE AND ALBUM FROM YOUR FROG DEALER NOW !
Collect all the picture transfer cards in the "Trail Blazers" kits in order to complete your Album.


Here are 6 FROG GOLD TOKENS for you to collect for the wonderful free gifts. Look out for other FROG Construction Kits with GOLD TOKENS inside. You will find GOLD TOKENS offering you other exciting free gifts in the lovely GOLD TOKEN Books, which you can buy at your newsagent or bookshop. Hundreds of beautiful stories — selling from 1/-d. to 6/6d.



FREE

RED SERIES

1/72nd SCALE CONSTRUCTION KIT



BLACKBURN **SKUA**

**Contains
2 Crewmen**

DIVE BOMBER

The Skua was the first Naval (operational) Monoplane with folding wings, and the first two-seater Fighter Dive-Bomber for the Fleet Air Arm. The Skua entered service with the Navy in 1939 and had the distinction of claiming the first German aircraft destroyed by the Fleet Air Arm in World War II.

7½" wing span, 41 parts.



SAVE THE 6
GOLD TOKENS
INSIDE FOR
FREE GIFTS
U.K. ONLY


FERRO

1/72nd SCALE CONSTRUCTION KIT

BLACKBURN

SKUA

GAT No F 162



PRICE

FROG[®]

CAT NO F 162

PRICE

BLACKBURN

SKUA

DIVE BOMBER

INTERNATIONAL MODEL

AIRCRAFT LTD LONDON SW19

WITH
AUTHENTIC
GUIDE TO
CAMOUFLAGE