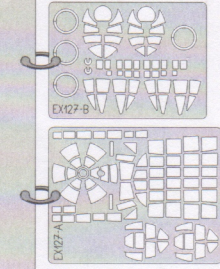


edward
MASK
EX 127

G4M Betty 1/48
The die-cut mask for accurate canopy frame painting of the
Tamiya
scale 1/48 KIT



D11

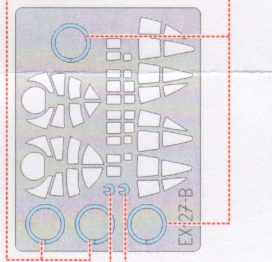


D11

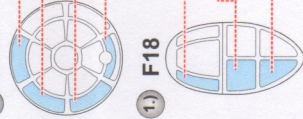
LIQUID MASK

2pcs
E17

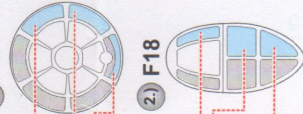
2pcs
E18



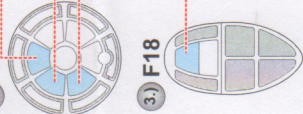
1) F7



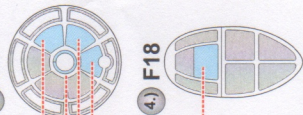
2) F7



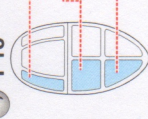
3) F7



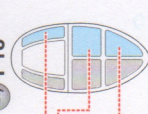
4) F7



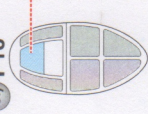
1) F18



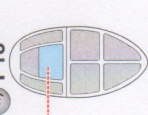
2) F18



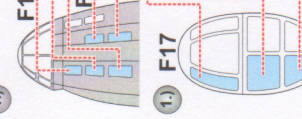
3) F18



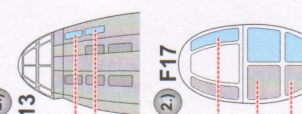
4) F18



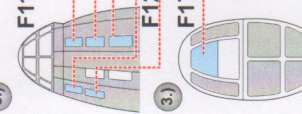
1) F10



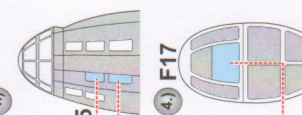
2) F13



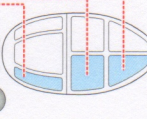
3) F11



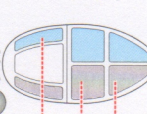
4) F5



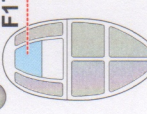
1) F17



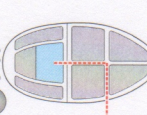
2) F17



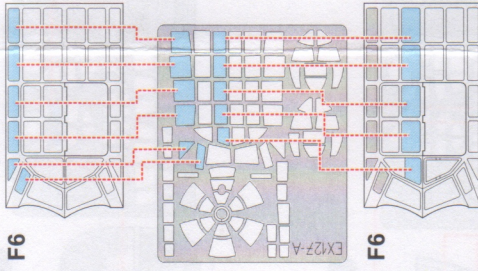
3) F17



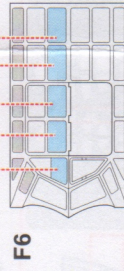
4) F17



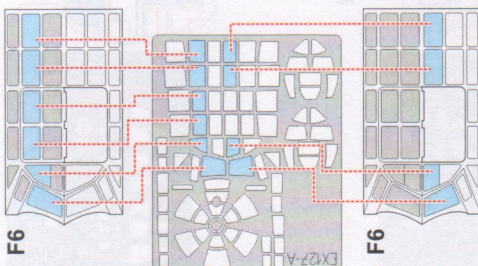
1) F6



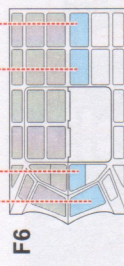
3) F6



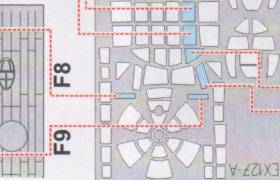
2) F6



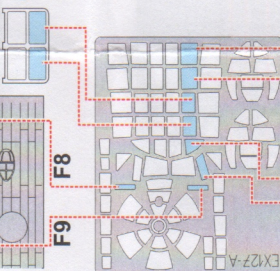
4) F6




1) F9



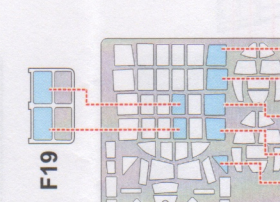
3) F8



1) F19



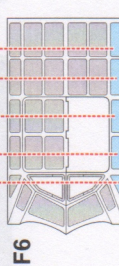
2) F19



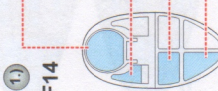
5) F6



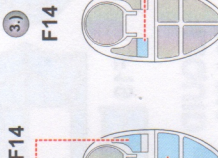
6) F6



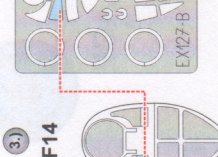
1) F14



2) F14



3) F14



4) F14



