

ELEMENTY FOTOTRAWIONE
DO MODELI PLASTIKOWYCH

Jak-1M

DETAIL SET FOR PLASTIC KIT

1:72 scale detail set for **Z.T.S. PLASTYK** kit

"Part" (0-42) 40-40-76
<http://www.kki.net.pl/part/>

UWAGA

Elementy fototrawione należy przyklejać klejami cyanoakrylowymi. Prace wykonywać w miejscu dobrze wentylowanym. Nie wdychać oparów kleju. Po skończonej pracy umyć ręce.

CAUTION

Photo-etched parts can only be glued with cyanoacrylate glue. Work in a well ventilated area. Do not inhale vapors since these can be harmful. Wash your hands after using.

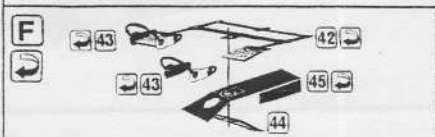
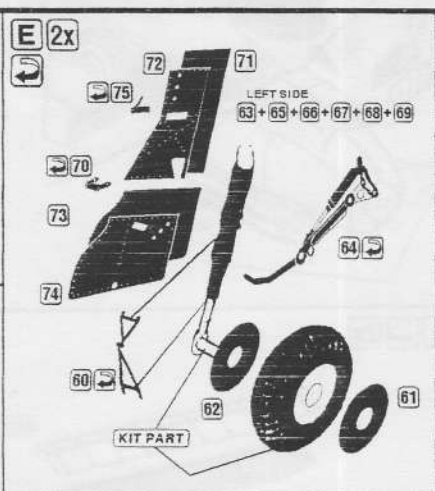
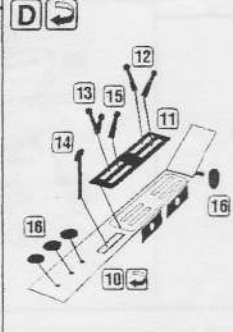
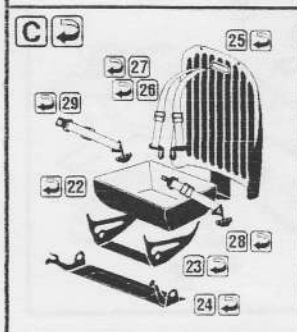
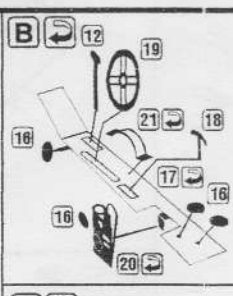

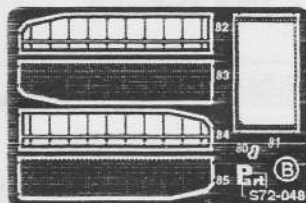
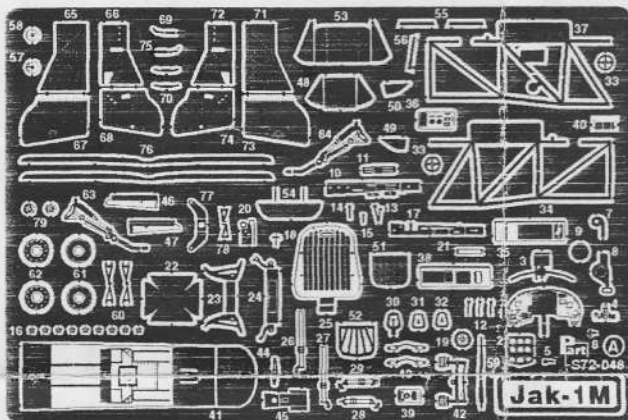
PO DRUGIEJ STRONIE
OPPOSITE SIDE



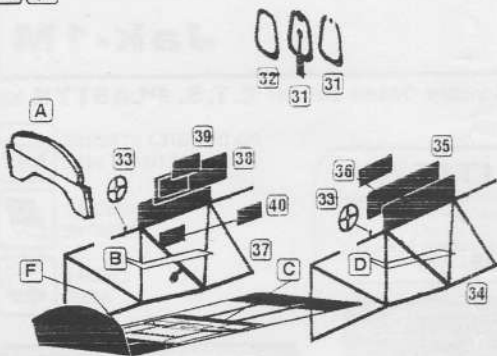
ODCIAĆ
REMOVE



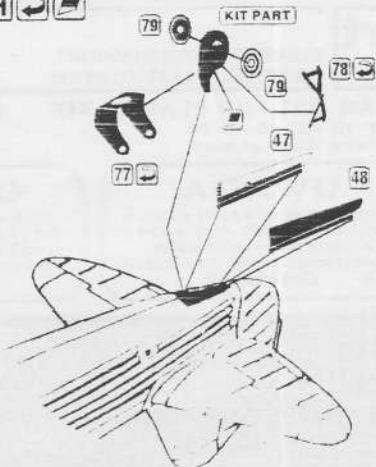
ZAGIĄĆ
BEND



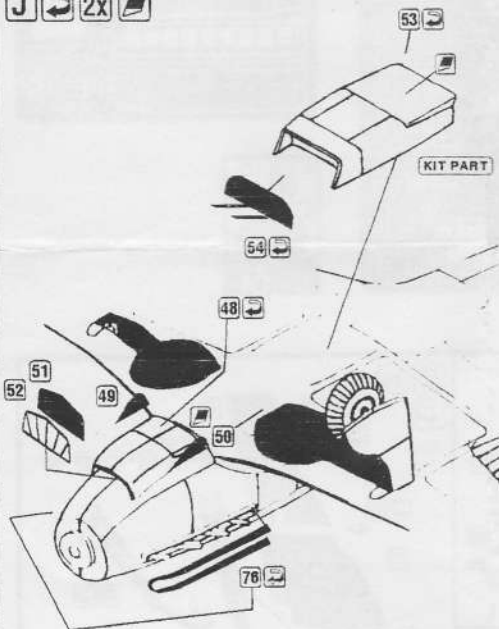
G



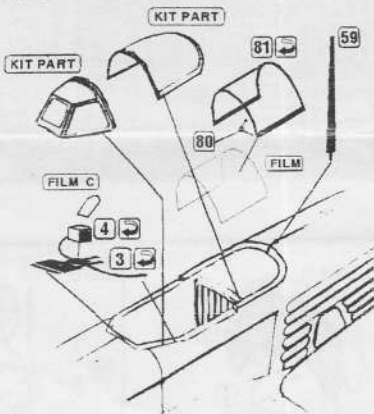
H




J



K



L



M

