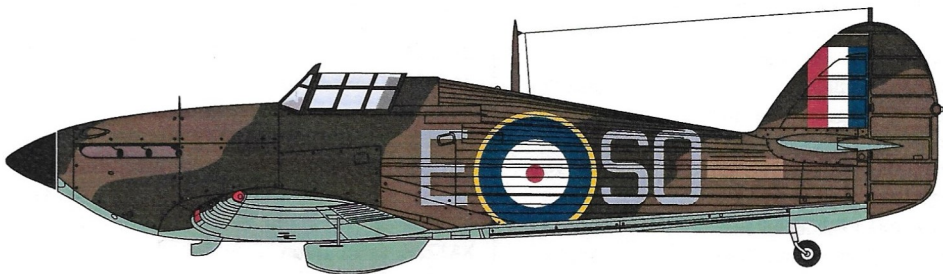



Battle of Britain 75th Anniversary Hawker Hurricane Mk.I



For the best results these decals should be applied to a gloss surface such as provided by either Xtracolor or Xtracrylix paints. Cut out the decal required and soak in warm water until the decal is released from the backing paper. Wet the area to be decaled with MICRO SET which will help to eliminate air trapped under the decal and position the decal.

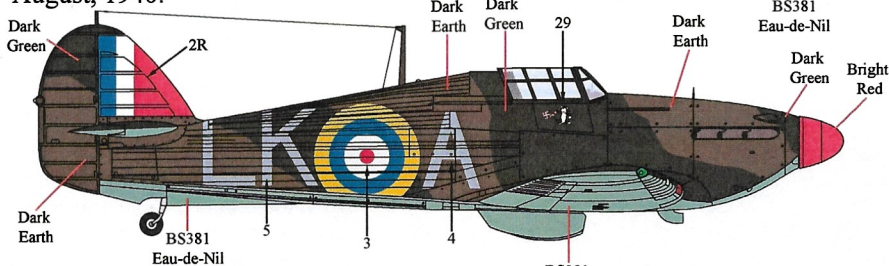
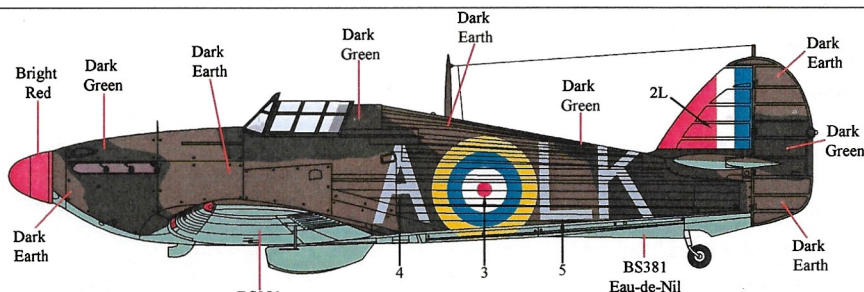
After 5 or 10 minutes wet the decal with MICRO SOL which will soften the decal and ensure that it settles down over any surface detail. Allow the decal to dry for at least 12 hours. During this time some wrinkling of the decal may occur, this is normal. Do not touch the decal at this time.

Carefully check for small air bubbles and if there are any prick with a needle and apply a drop of MICRO SOL. After all air bubbles have been eliminated and the decals are dry wash the entire model with water to remove any excess decal adhesive.

When completely dry the whole model should be sprayed with a coat of Xtracolor or Xtracrylix Flat, Satin or Gloss varnish depending on the finish required.

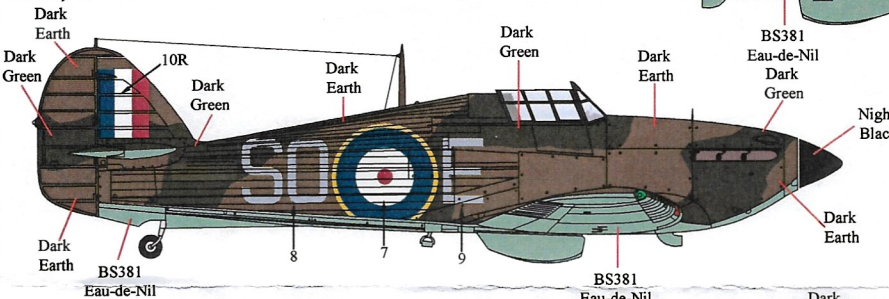
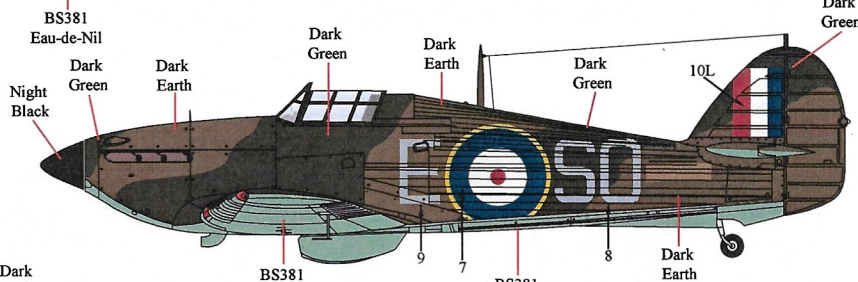
Store in a cool dry place, avoid sunlight, dampness or extremes of temperature and/or humidity.

Website
www.hannants.co.uk
Hawker Hurricane Mk.I,
P2798, 'LK.A'
flown by Flight Lieutenant Ian 'Widge' Glead
of 87 Sqn, RAF, based at
RAF Exeter, Devon, UK,
August, 1940.



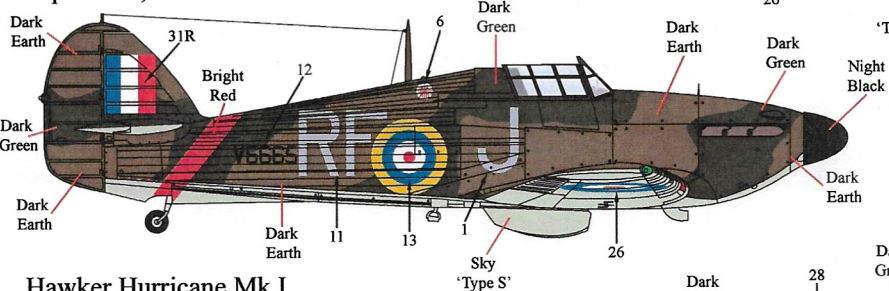
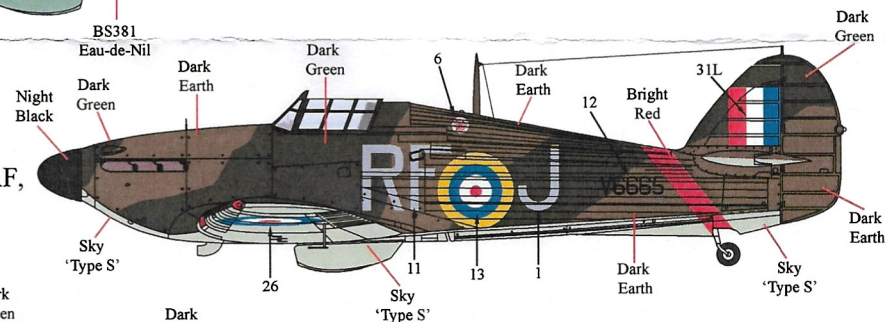
Modellers Note:
It is not clear whether P2798's nose spinner was painted Bright Red or Dull Red. Anti-glare plates were also fitted in front of the windscreen for night sorties.

Hawker Hurricane Mk.I,
serial unknown, 'SO.E'
of 145 Sqn, RAF,
based at RAF Croydon,
Surrey, UK,
June, 1940.



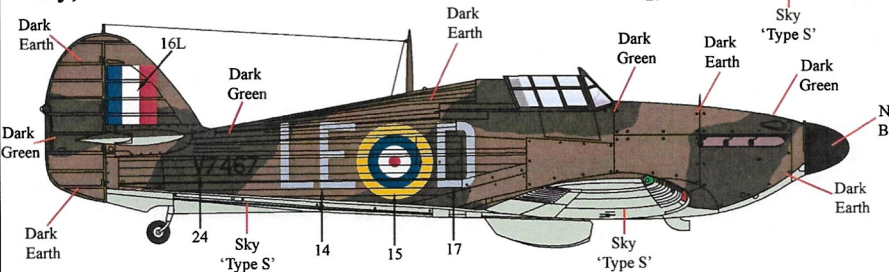
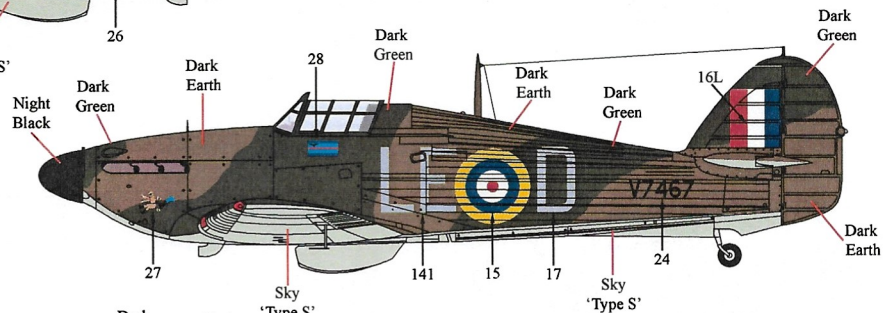
Modellers Note:
This Hurricane was fitted with the pointed de Havilland spinner cap. The serial was also overpainted.

Hawker Hurricane Mk.I,
V6665, 'RF.J'
flown by Flight Lieutenant J. E. Kent
of 303 (Warsaw-Kosciusko) Polish Sqn, RAF,
based at RAF Northolt,
Kent, UK,
September, 1940.

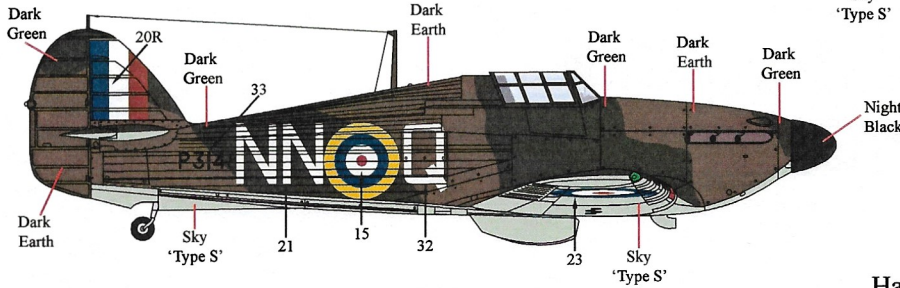
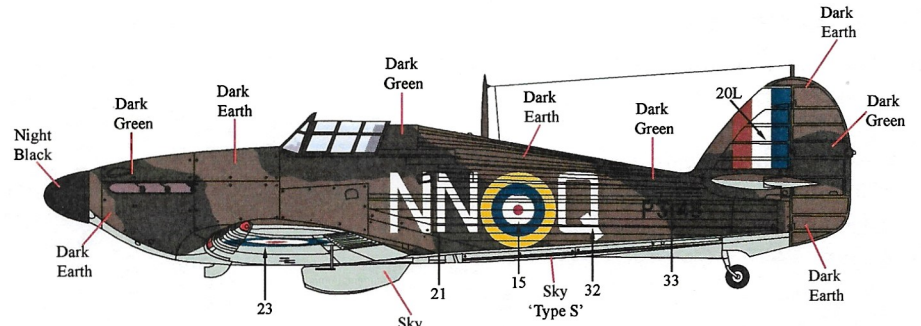


Modellers Note:
It is not clear whether V6665 had the 12" wide fuselage sash applied in either Bright or Dull Red.

Hawker Hurricane Mk.I,
V7467, 'LE.D'
flown by Squadron Leader Douglas Bader
of 242 (Canadian) Sqn, RAF,
based at RAF Coltishall,
Norfolk, UK,
July, 1940.

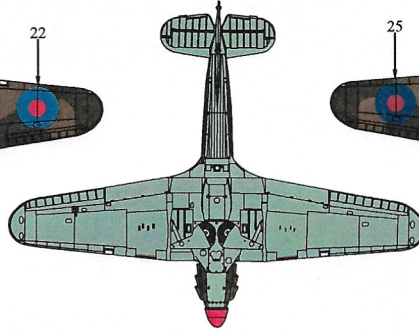



Hawker Hurricane Mk.I,
 P3148, 'NN.Q'
 of 310 (Czech) Sqn, RAF,
 based at RAF Duxford,
 Essex, UK,
 September, 1940.





Modellers Note:
 P3148 was one of a handful of aircraft painted various non-standard colours due to mix ups in the orders passed onto the Squadrons during the battle. The codes were either a very Pale Grey or as illustrated here, White.

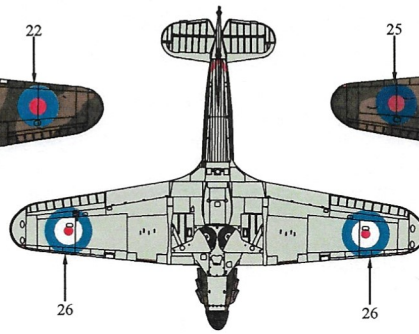

Hawker Hurricane Mk.I,
 P2798, 'L.K.A'



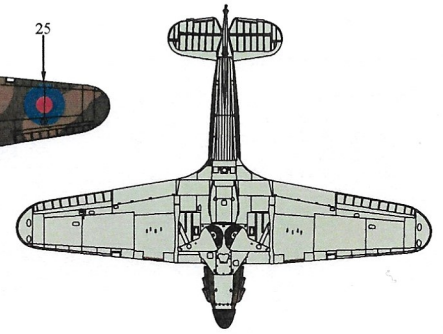
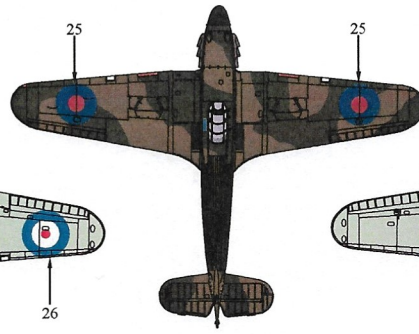
Hawker Hurricane Mk.I,
 serial unknown, 'SO.E'



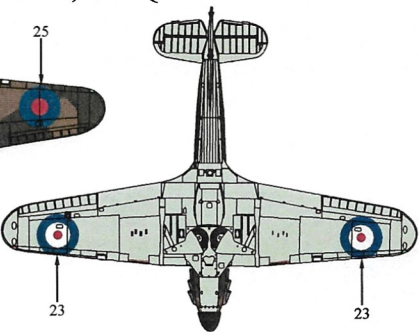
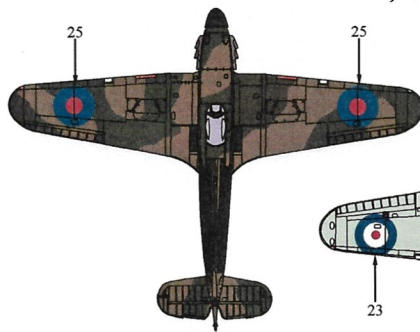
Hawker Hurricane Mk.I,
 V6665, 'RF.J'



Hawker Hurricane Mk.I,
 V7467, 'LE.D'



Hawker Hurricane Mk.I,
 P3148, 'NN.Q'



Paints:

The colours used on these aircraft can be found in the Xtracolor (prefix number with X) and Xtracrylix (prefix number with XA1) range of paints.

- Xtracolor Paints
 X001 BS381C:241 Dark Green
 X002 BS381C:450 Dark Earth
 X007 Sky 'Type S'
 X012 BS381C:642 Night Black
 X031 BS381C:538 Bright Red
 X405 Matt White
 X504 Exhaust

- Xtracrylix Paints
 XA1001 BS381C:241 Dark Green
 XA1002 BS381C:450 Dark Earth
 XA1007 Sky 'Type S'
 XA1012 Night Black
 XA1031 BS381C:538 Bright Red
 XA1405 Matt White

