


1/144 SCALE MODEL  
**McDONNELL DOUGLAS F-18A** **7**



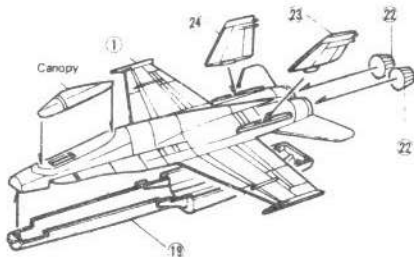
NO.02207

**READ THIS BEFORE YOU BEGIN**

- Read this instruction sheet carefully before your start to assemble your model.
- Cut the parts off carefully in accordance with the assembling order by use of a nipper or a knife.
- No cement contained in this kit.


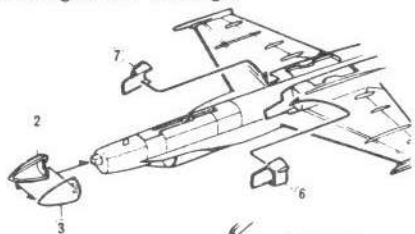
**1**

**Assembling fuselage**

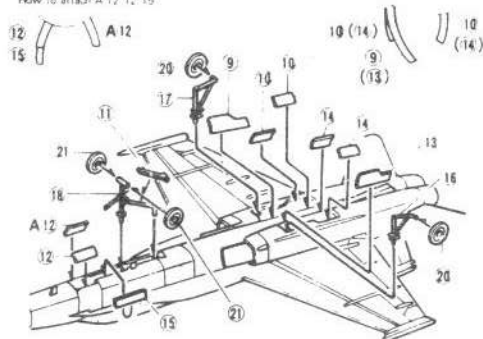


**2**

**Assembling under fuselage**

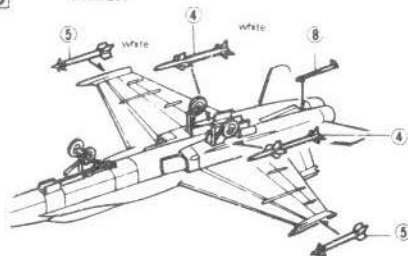


How to attach A 12 12 15



**3**

**Finish**



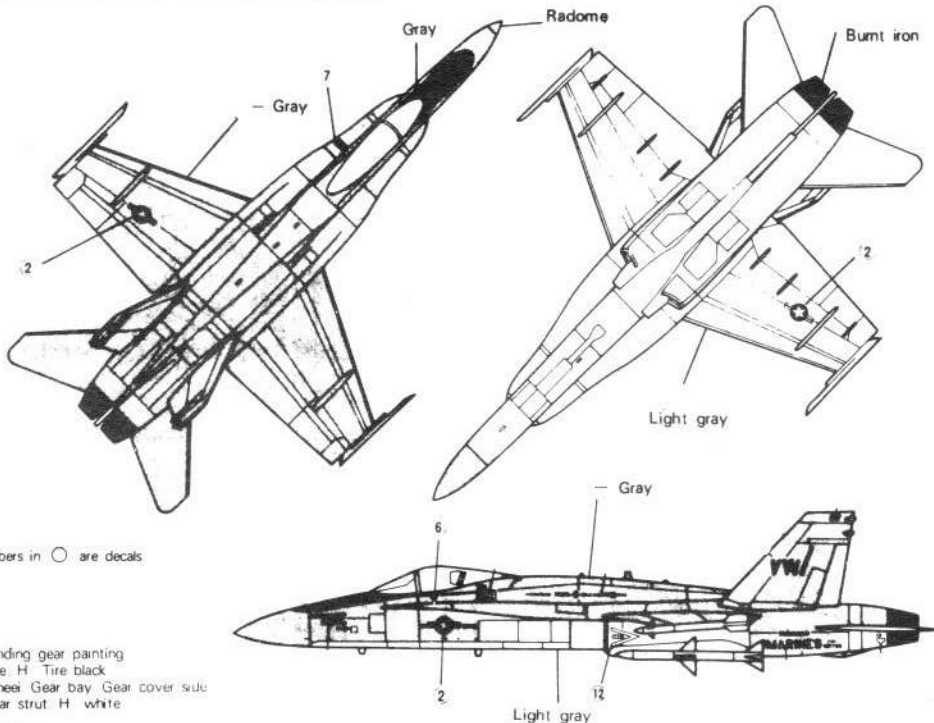
## MARKING & PAINTING

- When you paint model, open windows to let fresh air in
- Never use fire near paint.

### ■ How to apply decals.

- 1 Cut them off and soak in water for about 30seconds
- 2 place it together with the base paper at a desired position and slip away the base paper leaving the transfer paper alone. and remove water with dry cloth.

## MAG-11/VMFA-314 "BLACK KNIGHTS"



①



③



②



⑤

02  
02

④

⑦



⑪

⑥



⑬

⑭



⑫

⑧



⑨



⑮

MARINES 161706

161706 MARINES

0123456789

0123456789

0123456789

0123456789

0123456789

0123456789

0123456789

0123456789

⑩



⑪



⑫



⑬

0123456789

0123456789

0123456789

0123456789

0123456789

0123456789

NO. 02207

1/144 F-18A 大黃蜂

VW VW

0123456789

0123456789

0123456789

0123456789

0123456789

0123456789

0123456789

0123456789