





RB Productions

RB-T013 Saw Holder

WARNING: The edges of this saw are sharp. Please take care when handling them to avoid injury.


Remove all tab leftovers with a file.

Please use eye protection.




Use the screws to secure and sandwich the saw blade in the holder. The holder can then be inserted into the jaws of a hobby knife handle. Tighten the jaws as much as possible. Some lateral play may still be present, but this does not usually affect the cutting.

However, if you find that such lateral play may affect the cutting, secure both parts of the holder into the jaws of the knife handle as pictured.



The blade can be attached in the middle.



The blade can be attached closer to one edge making one edge stiffer and one edge deeper.

This registered and copyright protected design is the property of Radu Brinzan.

© Radu Brinzan 2009

Any unauthorised copying prohibited.

radub@eircom.net

www.radub.com

RB Productions

Radu Brinzan, West Cork, Ireland